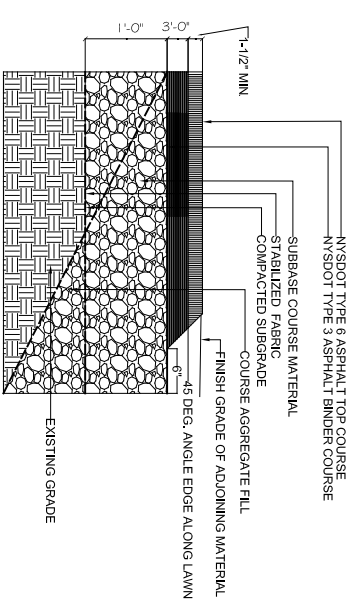
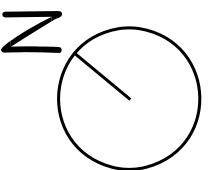


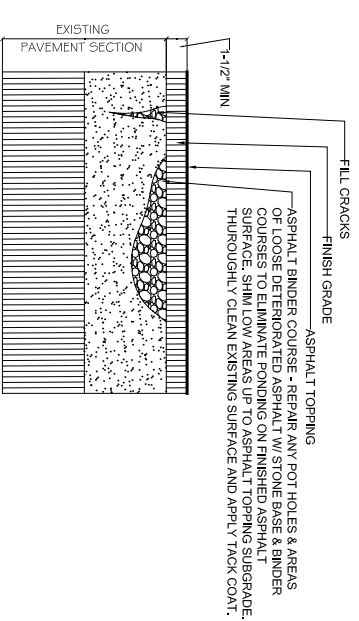
27 WALL STREET PARKING LOT

SCALE: 1/32" = 1'

1
A-03



1
A-05 ASPHALT PAVEMENT PARKING
NOT TO SCALE



1
A-04 ASPHALT OVERLAY
NOT TO SCALE

KEY NOTES for 27 WALL ST.



SAW CUT ASPHALT IN NEAT STRAIGHT LINES. MILL & REMOVE EXISTING ASPHALT PAVEMENT, INCLUDING SUB-BASE MATERIAL, AND DISPOSE OF OFF-SITE.



PREPARE ASPHALT FOR OVERLAY. INSTALL ASPHALT PAVEMENT ON

1. MEET EXISTING LINE & GRADE OF ADJOINING SURFACE.
2. INSTALL ASPHALT PARKING PAVEMENT PER DETAIL A-05
3. INSTALL ASPHALT OVERLAY PAVEMENT PER DETAIL A-04
4. PAINT LINES ACCORDINGLY TO PARKING REGULATION

SCALE: 1/32" = 1'

DATE: MAY 14, 2021

SHEET: A-01

ASPHALT PAVEMENT IMPROVEMENTS
60 DIVISION STREET & 27 WALL STREET
AMSTERDAM, NY 12010

AMSTERDAM HOUSING AUTHORITY
52 DIVISION STREET, AMSTERDAM, NY 12010
DAMARIS G. CARBONE, EXECUTIVE DIRECTOR

DRAWN BY:
ERIKA V. RAMIREZ